


STEP 3




STEP 4






STEP 5




STEP 8






STEP 9




STEP 11

No adjustment  
yet, too much  
pinch force



Washers



Adjusted by placing washers on  
old style, or moving motor on  
new style, same displacement =  
same pinch force