





Wyzenbeek Tension set-up Instructions

Insert the included tool, as seen below, into each station, and tighten clamp.



Clamp is shown removed from machine for clarity.

Move the weight to desired position, and use a Force Gauge similar to the one shown, to check the tension. Adjust the weight until the desired tension is reached, and tighten thumbscrew.



Notice extension rod length, (5", 127mm).